

Create an Account  
From an **Email Invitation**

**Proxy Registration Instructions for Children**

With the all-in-one personal health record and patient portal, accessing your child's medical information from any computer, tablet or smartphone is easier than ever!

**Just follow these simple steps to get connected today!**

**1**

**Check your Email.** You will receive an email from [noreply@followmyhealth.com](mailto:noreply@followmyhealth.com). Click the registration link and follow the onscreen prompts. If you don't receive an email, please check your junk/spam folder.

**2**

**Don't have a Portal Account? Click Create an Account.** Enter **YOUR** contact information (not your loved one's) and click "I Accept."

**-OR-**

If you have an existing portal account, **Log In to Your Portal Account**, login using your standard method and skip to **Register as a Proxy** – instructions on the next page.

**3**

**Choose a Login Method.** Create a username and password for your portal account by clicking the FMH Secure Login icon. **OR** Use an existing username and password (to verify your identity) from Facebook, Gmail, Yahoo, Windows Live or CernerHealth by clicking the respective icon, then skip to **Register as a Proxy** – instructions on the next page.

**If you are creating a FMH Secure Login Account, follow these easy steps:**

Provide a unique username and password, along with your email and hit *Continue*.

Enter your FMH Secure Login username and password.

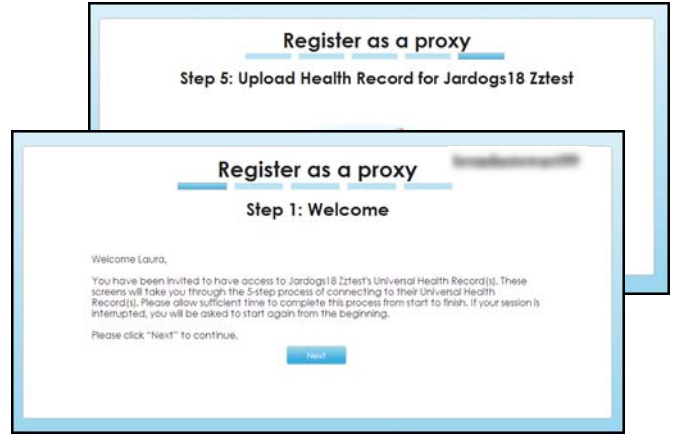
Print and **save** the email containing your username. You will need it if you lose your username or password.



# Register as a Proxy

**Get Connected.** Follow the on-screen prompts on the next four screens to complete your connection. These screens include accepting our **Terms of Service**, entering your **Invite Code (the last 4 digits of the parent's SS#)** and accepting the **Release of Information**.

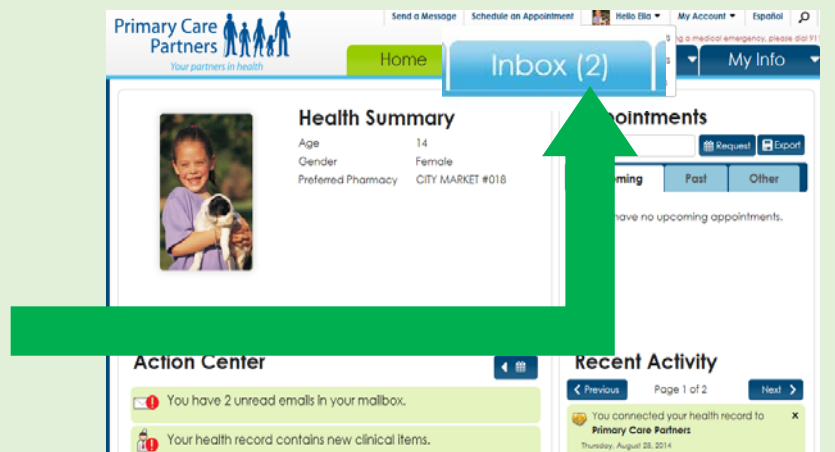
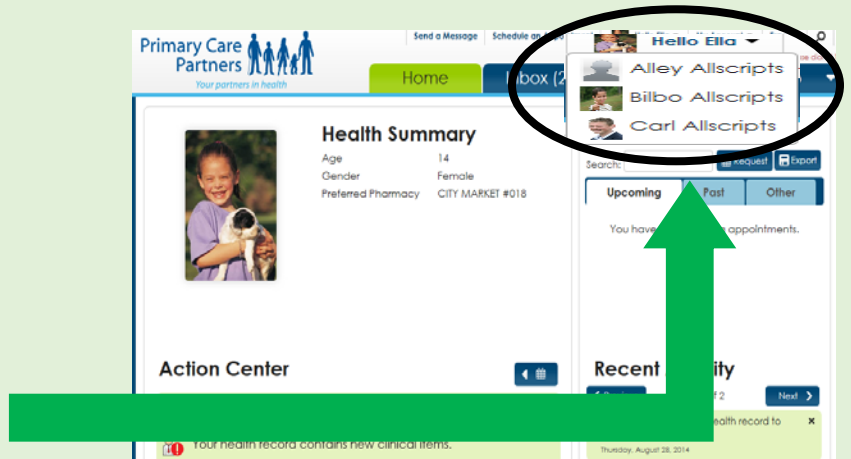
Your child's health record will then begin to upload. Once populated, you'll be able to view their information.



# Have Questions for Your Child's Physician?

Avoid phone tag – communicate with your child's doctor by using the secure messaging feature within the portal. It's quick and easy – just like email!

Remember, that your main FollowMyHealth account is under your name and you need to be sure to click the drop down arrow next to the "HELLO" to send messages under the correct child.



Click on the **Inbox** tab and **Compose** to start a message.

Circle the method you used to log in, and write your username and password hint below.



Username \_\_\_\_\_

Password Hint \_\_\_\_\_